

规格承认书

SPECIFICATION

编号(No):

日期(Date):

客户 (Customer):

品名(Product Name): 片式PTC热敏电阻 Chip PTC thermistor

恭成料号 (QAMCN Part Number) : CPS0603/0805系列 CPS0603/0805 Series

客户规格(Customer's Part Number):

客户承认 CUSTOMER CONFIRM			
承认章 STAMP	核准 APPROVE	审核 CHECK	经办人 SIGNATURE

恭成科技有限公司

Quest for Advanced Materials Electronics Co., Ltd.

营销中心: 广东省深圳市龙华新区观澜银星科技大厦 518109

Marketing Center: Yinxing Technology Building, Guanlan, Longhua new district, Shenzhen 518109

电话 Tel: 0086-755-23732935 传真 Fax: 0086-755-23762516

制造中心: 河北省唐山市曹妃甸工业区中日生态园 063200

Manufactory: Sino-Japan Eco-industrial park, Caofeidian industrial district, Tangshan, Hebei, China 063200

电话 Tel: 0086-315-7332530

网址 Website: <https://www.qamcn.com>

邮箱 E-Mail: qam@qamcn.com

1 外形尺寸 Shape and Dimensions

- 尺寸：见图 1 和表 1
- PCB 焊盘：见图 2 和表 1
- Dimensions: See Fig.1 and Table 1.
- Recommended PCB pattern for reflow soldering: See Fig.2 and Table 1

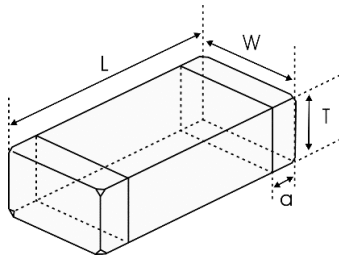


图 1 Fig.1

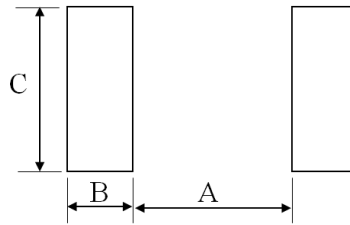


图 2 Fig.2

表 1 (Table 1)

单位 unit: inch[mm]

类别 Type	L	W	T	a	A	B	C
0603 [1608]	0.063±0.006 [1.6±0.15]	0.031±0.006 [0.8±0.15]	0.031±0.006 [0.8±0.15]	0.012±0.008 [0.3±0.2]	[0.6-0.8]	[0.6-0.7]	[0.6-0.8]
0805 [2012]	0.079±0.008 [2.0±0.2]	0.049±0.008 [1.25±0.2]	0.033±0.008 [0.85±0.2]	0.020±0.012 [0.5±0.3]	[1.0-1.1]	[0.6-0.7]	[1.0-1.2]

2 产品标识 (料号) Product Identification(Part Number)

CP S 0603 X 471 Q 130
① ② ③ ④ ⑤ ⑥ ⑦

① 类别 Type	
CP	片式 PTC 热敏电阻器 Chip PTC Thermistor

② 应用代号 Application code	
S	过热传感用 For overheat sensing

③ 外形尺寸(mm) External Dimensions (L×W×T)	
0603	1.60×0.80×0.80
0805	2.00×1.25×0.85

④ 分隔符 Delimiter	
X	

⑤ 25℃的零功率电阻 Nominal Zero-Power Resistance	
471	470Ω

⑥ 电阻值特定允许公差 Resistance special tolerance	
代号 Code	检测温度允许偏差 Sensing temp. tolerance
Q	±5℃
R	±3℃

⑦ 居里温度点 Curie point temperature	
120	120℃
110	110℃
100	100℃
090	90℃
080	80℃
070	70℃
060	60℃
050	50℃

3 电气特性 Electrical Characteristics

1) CPS0603 (1608) 系列 CPS0603 (1608) Series

型号 Part No	居里温度 Curie temperature (°C)	传感温度 Sensing temperature (4.7k Ω) (°C)	传感温度 Sensing temperature (47k Ω) (°C)	允许电压 Allowable voltage (V)	电阻值 Resistance (25°C) (Ω)	工作温度范围 Range of working temperature (°C)
CPS0603X471Q120	120	135±5°C	150±7°C	32	470±50%	-20~160
CPS0603X471Q110	110	125±5°C	140±7°C	32	470±50%	-20~150
CPS0603X471Q100	100	115±5°C	130±7°C	32	470±50%	-20~140
CPS0603X471Q090	90	105±5°C	120±7°C	32	470±50%	-20~130
CPS0603X471Q080	80	95±5°C	110±7°C	32	470±50%	-20~120
CPS0603X471Q070	70	85±5°C	100±7°C	32	470±50%	-20~110
CPS0603X471Q060	60	75±5°C	90±7°C	32	470±50%	-20~100
CPS0603X471Q050	50	65±5°C	80±7°C	32	470±50%	-20~90

2) CPS0805 (2012) 系列 CPS0805 (2012) Series

型号 Part No	居里温度 Curie temperature (°C)	传感温度 Sensing temperature (4.7k Ω) (°C)	允许电压 Allowable voltage (V)	电阻值 Resistance (25°C) (Ω)	工作温度范围 Range of working temperature (°C)
CPS0805X471Q120	120	135±5°C	32	470±50%	-20~150
CPS0805X471Q110	110	125±5°C	32	470±50%	-20~140
CPS0805X471Q100	100	115±5°C	32	470±50%	-20~130
CPS0805X471Q090	90	105±5°C	32	470±50%	-20~120
CPS0805X471Q080	80	95±5°C	32	470±50%	-20~110
CPS0805X471Q070	70	85±5°C	32	470±50%	-20~100

4 检验和测试程序

▪ **测试条件**

如无特别规定，检验和测试的标准大气环境条件如下：

- a. 环境温度：20±15℃；
- b. 相对湿度：65±20%；
- c. 气压：86 kPa~106 kPa

如果对测试结果有异议，则在下述条件下测试：

- a. 环境温度：25±2℃；
- b. 相对湿度：65±5%
- c. 气压：86kPa ~ 106kPa

▪ **检查设备**

外观检查：20 倍放大镜；
阻值检查：热敏电阻测试仪

4 and Measurement Procedures

▪ **Test Conditions**

Unless otherwise specified, the standard atmospheric conditions for measurement/test as:

- a. Ambient Temperature: 20±15℃
- b. Relative Humidity: 65±20%
- c. Air Pressure: 86kPa to 106kPa

If any doubt on the results, measurements/tests should be made within the following limits:

- a. Ambient Temperature: 25±2℃
- b. Relative Humidity: 65±5%
- c. Air Pressure: 86kPa to 106kPa

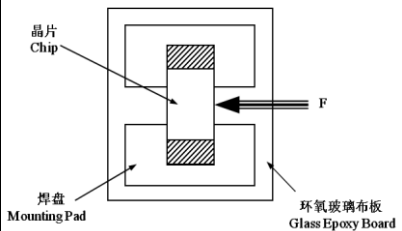
▪ **Inspection Equipment**

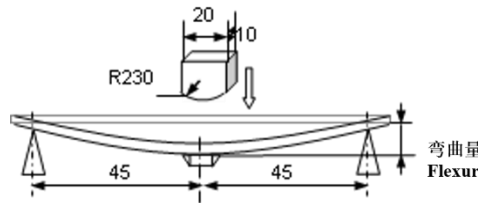
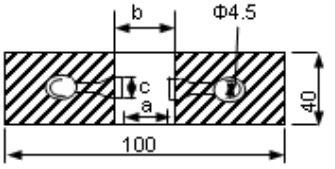
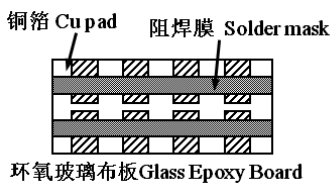
Visual Examination: 20× magnifier
Resistance value test: Thermistor resistance tester

5 电性测试 Electrical Test

序号 No.	项目 Items	测试方法及备注 Test Methods and Remarks
1	25℃零功率电阻值 Nominal Zero-Power Resistance at 25℃(R25)	在施加最大工作电压 3 分钟并在 25° C 温度下搁置 2 小时后,施加小于 DC1.5V 的电压 (小于 10mA 的直流电流) 来进行测量。 After applying maximum operating voltage for 3min. and leaving for 2hrs. in 25℃, measured by applying voltage less than DC1.5V. (by a direct current less than 10mA)
2	居里温度 Curie temperature (°C)	PTC 热敏电阻在达到某一温度前,电阻值是恒定的,一旦超过这一温度,电阻值也会急剧上升。这一电阻值的变化点成为“居里点 (也称为居里温度)”,即 25℃时电阻值的 2 倍电阻值所处的温度。 The resistance of the PTC Thermistor remains almost constant up to a certain temperature, and the resistance suddenly increases after a certain temperature. The changing point of this resistance is called the "Curie point (Curie temperature)", and we define this point as the temperature where the resistance becomes double of the resistance at 25℃.

6 信赖性试验 Reliability Test

项目 Items	测试标准 Standard	测试方法及备注 Test Methods and Remarks	要求 Requirements								
端头附着力 Terminal Strength	IEC 60068-2-21	<p>将晶片焊接在测试基板上 (如右图所示的环氧玻璃布板), 按箭头所示方向施加作用力。 Solder the chip to the testing jig (glass epoxy board shown in the right) using eutectic solder. Then apply a force in the direction of the arrow.</p> <table border="1" style="margin-left: auto; margin-right: auto;"> <thead> <tr> <th>尺寸 Size</th> <th>F</th> <th>保持时间 Duration</th> </tr> </thead> <tbody> <tr> <td>0603</td> <td>5N</td> <td rowspan="2">10±1s</td> </tr> <tr> <td>0805</td> <td>5N</td> </tr> </tbody> </table>	尺寸 Size	F	保持时间 Duration	0603	5N	10±1s	0805	5N	<p>端电极无脱落且瓷体无损伤。 No removal or split of the termination or other defects shall occur.</p> 
尺寸 Size	F	保持时间 Duration									
0603	5N	10±1s									
0805	5N										

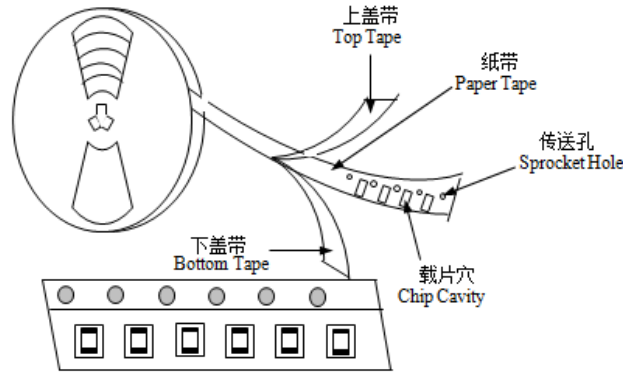
<p>抗弯强度 Resistance to Flexure</p>	<p>IEC 60068-2-21</p>	<p>将晶片焊接在测试基板上（如右图所示的环氧玻璃布板），按下图箭头所示方向施加作用力。</p> <p>Solder the chip to the test jig (glass epoxy board shown in the right) using a eutectic solder. Then apply a force in the direction shown as follow.</p>  <table border="1" data-bbox="448 573 1086 745"> <thead> <tr> <th>尺寸 Size</th> <th>弯曲变形量 Flexure</th> <th>施压速度 Pressurizing Speed</th> <th>保持时间 Duration</th> </tr> </thead> <tbody> <tr> <td>0603,0805</td> <td>2mm</td> <td><0.5mm/s</td> <td>10±1s</td> </tr> </tbody> </table>	尺寸 Size	弯曲变形量 Flexure	施压速度 Pressurizing Speed	保持时间 Duration	0603,0805	2mm	<0.5mm/s	10±1s	<p>① 无外观损伤。 No visible damage.</p> <p>② $\Delta R_{25}/R_{25} \leq 20\%$</p> <p>单位 unit: mm</p> <table border="1" data-bbox="1155 327 1517 461"> <thead> <tr> <th>类型 Type</th> <th>a</th> <th>b</th> <th>c</th> </tr> </thead> <tbody> <tr> <td>0603</td> <td>1.0</td> <td>3.0</td> <td>1.2</td> </tr> <tr> <td>0805</td> <td>1.2</td> <td>4.0</td> <td>1.65</td> </tr> </tbody> </table> 	类型 Type	a	b	c	0603	1.0	3.0	1.2	0805	1.2	4.0	1.65
尺寸 Size	弯曲变形量 Flexure	施压速度 Pressurizing Speed	保持时间 Duration																				
0603,0805	2mm	<0.5mm/s	10±1s																				
类型 Type	a	b	c																				
0603	1.0	3.0	1.2																				
0805	1.2	4.0	1.65																				
<p>振动 Vibration</p>	<p>IEC 60068-2-80</p>	<p>① 将晶片焊接在测试基板上（如右图所示的环氧玻璃布板）； Solder the chip to the testing jig (glass epoxy board shown in the left) using eutectic solder.</p> <p>② 晶片以全振幅为 1.5mm 进行振动，频率范围为 10Hz ~ 55 Hz； The chip shall be subjected to a simple harmonic motion having total amplitude of 1.5mm, the frequency being varied uniformly between the approximate limits of 10 and 55 Hz.</p> <p>③ 振动频率按 10Hz→55Hz→10Hz 循环，周期为 1 分钟，在空间三个互相垂直的方向上各振动 2 小时（共 6 小时）。 The frequency ranges from 10 to 55 Hz and return to 10 Hz shall be traversed in approximately 1 minute. This motion shall be applied for a period of 2 hours in each 3 mutually perpendicular directions (total of 6 hours).</p>	<p>无外观损伤。 No visible damage.</p> 																				
<p>坠落 Dropping</p>	<p>IEC 60068-2-32</p>	<p>从 1m 的高度让晶片自由坠落至水泥地面 10 次。 Drop a chip 10 times on a concrete floor from a height of 1 meter.</p>	<p>无外观损伤。 No visible damage.</p>																				
<p>可焊性 Solderability</p>	<p>IEC 60068-2-58</p>	<p>① 焊接温度 Solder temperature: 245±5℃.</p> <p>② 浸渍时间 Duration: 3±0.3s.</p> <p>③ 焊锡成分 Solder: 96.5Sn/3.0Ag/0.5Cu.</p> <p>④ 助焊剂 Flux: （重量比）25%松香和 75%酒精 25% Resin and 75% ethanol in weight.</p>	<p>① 无外观损伤； No visible damage.</p> <p>② 元件端电极的焊锡覆盖率不小于 95%。 Wetting shall exceed 95% coverage.</p>																				
<p>耐焊性 Resistance to Soldering Heat</p>	<p>IEC 60068-2-58</p>	<p>① 预热 Preheat: 150±5℃, 90~120 s.</p> <p>② 焊接温度 Solder temperature: 260±5℃.</p> <p>③ 浸渍时间 Duration: 10±1s.</p> <p>④ 焊锡成分 Solder: 96.5Sn/3.0Ag/0.5Cu.</p> <p>⑤ 助焊剂 Flux: （重量比）25%松香和 75%酒精 25% Resin and 75% ethanol in weight.</p>	<p>① 无外观损伤； No visible damage.</p> <p>② $\Delta R_{25}/R_{25} \leq 20\%$</p>																				

温度周期 Temperature cycling	IEC 60068-2-14	① 将晶片焊接在测试基板上， Solder the chip to the testing jig (glass epoxy board shown in the left) using eutectic solder, ② 于下表所示的环境条件下重复 5 次， 5 cycles of following sequence without loading. <table border="1" data-bbox="491 322 1040 439"> <thead> <tr> <th>步骤 Step</th> <th>温度 Temperature</th> <th>时间 Time</th> </tr> </thead> <tbody> <tr> <td>1</td> <td>-20±3℃</td> <td>30min</td> </tr> <tr> <td>2</td> <td>125±2℃</td> <td>30min</td> </tr> </tbody> </table> ③ 转换时间 Conversion time: <10 s。	步骤 Step	温度 Temperature	时间 Time	1	-20±3℃	30min	2	125±2℃	30min	① 无外观损伤； No visible damage. ② ΔR25/R25 ≤20%
步骤 Step	温度 Temperature	时间 Time										
1	-20±3℃	30min										
2	125±2℃	30min										
高温存放 Resistance to dry heat	IEC 60068-2-2	① 将晶片焊接在测试基板上， Solder the chip to the testing jig (glass epoxy board shown in the left) using eutectic solder, ② 150±2℃， ③ 1000+48/-0 小时 hours。	① 无外观损伤； No visible damage. ② ΔR25/R25 ≤20%									
低温存放 Resistance to cold	IEC 60068-2-1	① 将晶片焊接在测试基板上， Solder the chip to the testing jig (glass epoxy board shown in the left) using eutectic solder, ② -20±3℃， ③ 1000+48/-0 小时 hours。	① 无外观损伤； No visible damage. ② ΔR25/R25 ≤20%									
湿热存放 Resistance to damp heat	IEC 60068-2-67	① 将晶片焊接在测试基板上， Solder the chip to the testing jig (glass epoxy board shown in the left) using eutectic solder. ② 在 40±2℃，相对湿度 90±5% 环境中， In an environment of 40±2℃ and relative humidity of 90±5%， ③ 500+24/-0 小时 hours。	① 无外观损伤； No visible damage. ② ΔR25/R25 ≤20%									
高温负荷 Resistance to high temperature load	IEC 60068-2-2	① 将晶片焊接在测试基板上， Solder the chip to the testing jig (glass epoxy board shown in the left) using eutectic solder. ② 在 85±2℃ 空气中，施加最高电压 1000±48 小时。 In 85±2℃ air, apply the highest voltage for 1000±48 hours.	① 无外观损伤； No visible damage. ② ΔR25/R25 ≤20%									

7 编带 Taping

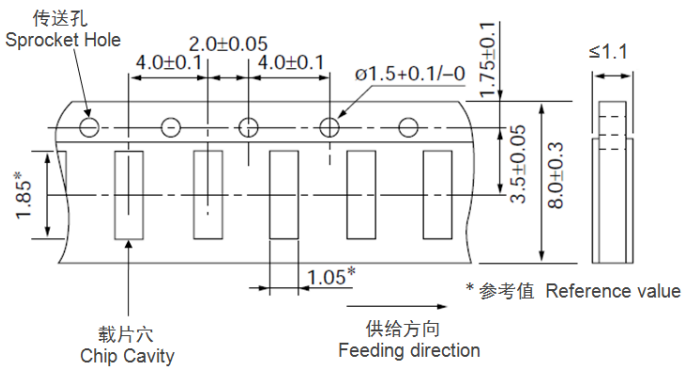
类型 Type	0603	0805
编带厚度 Tape thickness(mm)	0.8±0.15	0.85±0.2
编带材质 Tape material	纸带 Paper Tape	
每盘数量 Quantity per Reel	4K	4K

(1) 编带图 Taping Drawings

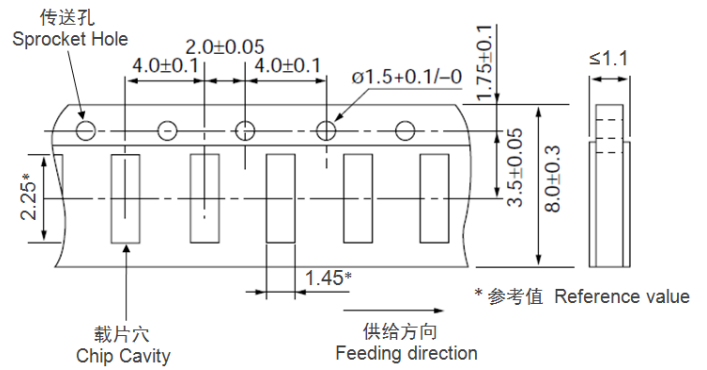


(2) 纸带尺寸 Paper Tape Dimensions (单位 Unit: mm)

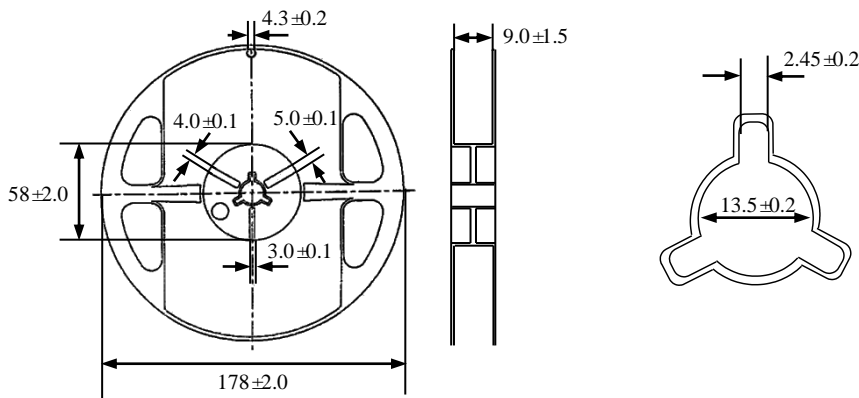
CPS0603 系列 CPS0603 series



CPS0805 系列 CPS0805 series



(3) 卷盘尺寸 Reel Dimensions(单位 Unit: mm)



8 储存

- **储存条件**
 - a. 储存温度: $-10^{\circ}\text{C} \sim 40^{\circ}\text{C}$
 - b. 相对湿度: $\leq 75\% \text{RH}$
 - c. 避免接触粉尘、腐蚀性气氛和阳光
- **储存期限: 产品交付后 6 个月**

9 注意事项

- CPS 系列热敏电阻不可在以下条件下工作或储存:
 - (1) 腐蚀性气体或还原性气体
(氯气、硫化氢气体、氨气、硫酸气体、一氧化氮等)。
 - (2) 挥发性或易燃性气体
 - (3) 多尘条件
 - (4) 高压或低压条件
 - (5) 潮湿场所
 - (6) 存在盐水、油、化学液体或有机溶剂的场所
 - (7) 强烈振动
 - (8) 存在类似有害条件的其他场所
- CPS 系列热敏电阻的陶瓷属于易碎材料, 使用时不可施加过大压力或冲击。
- CPS 系列热敏电阻不可在超过目录规定的温度范围情况下工作。

8 Storage

- **Storage Conditions**
 - a. Storage Temperature: $-10^{\circ}\text{C} \sim 40^{\circ}\text{C}$
 - b. Relative Humidity: $\leq 75\% \text{RH}$
 - c. Keep away from corrosive atmosphere and sunlight.
- **Period of Storage: 6 Months after delivery**

9 Notes & Warnings

- The CPS series thermistors shall not be operated and stored under the following environmental condition:
 - (1) Corrosive or deoxidized atmospheres
(such as chlorine, sulfurated hydrogen, ammonia, sulfuric acid, nitric oxide and so on)
 - (2) Volatile or inflammable atmospheres
 - (3) Dusty condition
 - (4) Excessively high or low pressure condition
 - (5) Humid site
 - (6) Places with brine, oil, chemical liquid or organic solvent
 - (7) Intense vibration
 - (8) Places with analogously deleterious conditions
- The ceramic body of the CPS series thermistors is fragile, no excessive pressure or impact shall be exerted on it.
- The CPS series thermistors shall not be operated beyond the specified "Operating Temperature Range" in the catalog.

10 建议焊接条件

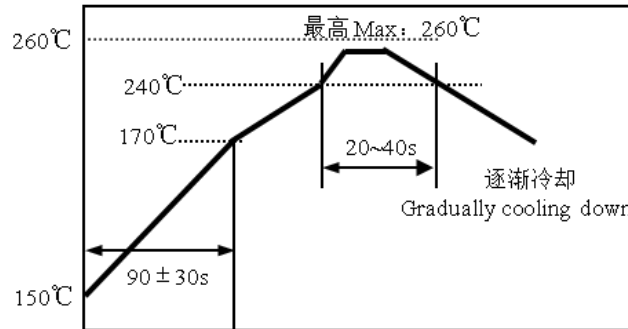
• **回流焊**

- 温升 1~2°C/sec.
- 预热：150~170°C/90±30 sec.
- 大于 240°C 时间：20~40sec
- 峰值温度：最高 260°C/10 sec.
- 焊锡：96.5Sn/3.0Ag/0.5Cu
- 回流焊：最多 2 次

10 Recommended Soldering Technologies

• **Re-flowing Profile**

- 1~2°C/sec. Ramp
- Pre-heating: 150~170°C/90±30 sec.
- Time above 240°C: 20~40 sec.
- Peak temperature: 260°C Max./10 sec.
- Solder paste: 96.5Sn/3.0Ag/0.5Cu
- Max.2 times for re-flowing

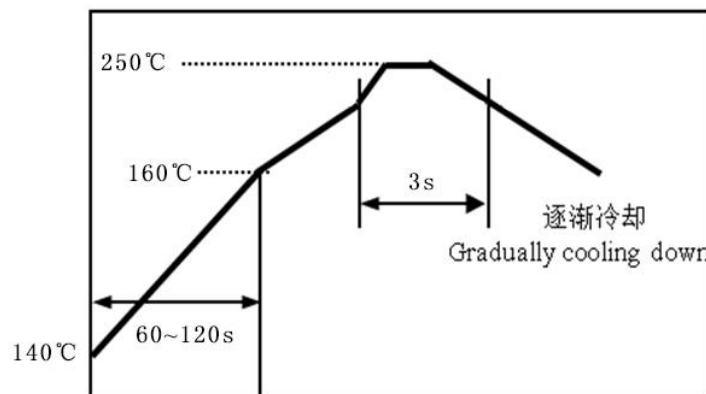


• **波峰焊**

- 温升 1~2°C/sec.
- 预热：140~160°C/60~120 sec.
- 焊接温度：最高 250°C/3 sec.
- 焊锡：96.5Sn/3.0Ag/0.5Cu
- 波峰焊：最多 2 次

• **Flow Soldering**

- 1~2°C/sec. Ramp
- Pre-heating: 140~160°C/60~120 sec.
- Welding temperature: 250°C Max./3 sec.
- Solder paste: 96.5Sn/3.0Ag/0.5Cu
- Max.2 times for flow soldering



• 手工焊

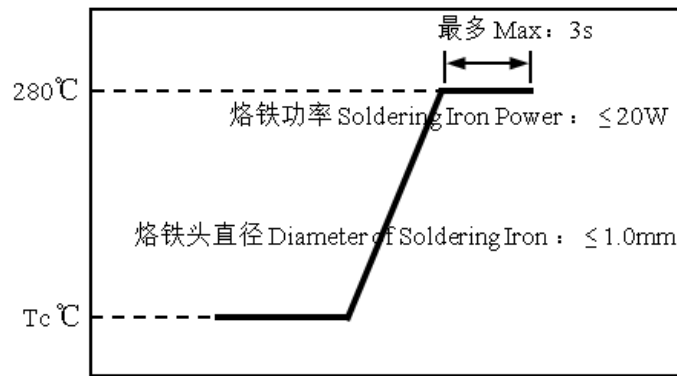
- 烙铁功率：最大 20W
- 预热：150°C/60sec.
- 烙铁头温度：最高 280°C
- 焊接时间：最多 3sec.
- 焊锡：96.5Sn/3.0Ag/0.5Cu
- 手工焊：最多 1 次

• Iron Soldering Profile

- Iron soldering power: Max.20W
- Pre-heating: 150°C/60sec.
- Soldering Tip temperature: 280°C Max.
- Soldering time: 3 sec Max.
- Solder paste: 96.5Sn/3.0Ag/0.5Cu
- Max.1 times for iron soldering

[注：不要使烙铁头接触到端头]

[Note: Take care not to apply the tip of the soldering iron to the terminal electrodes.]



11 R-T 曲线（典型） R-T curve (typical)

